

1025 Release

Educator's, ProScola users

We're excited to share the latest updates to ProScola, ensuring you have the best tools to inspire and educate your students. Here's a quick overview of what's new and improved:

You may need to delete your browser cache to see the changes – which you can do by holding down the CTRL key and pressing the refresh button.

1. Enhanced Task Creation

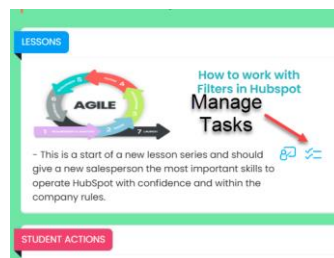
In release 1024, we added the opportunity to create tasks without the need to attach documents – which allows teachers to quickly delegate tasks (Exercises, Homework, test) to students – and keep track of the work. Now we have simplified the tasks' creation – as you do not need to go to Edit Lesson to create tasks.

- You can reach the Add tasks from the Timeline (Manage tasks)
- You can Add Tasks from the Task grid on the lesson grid

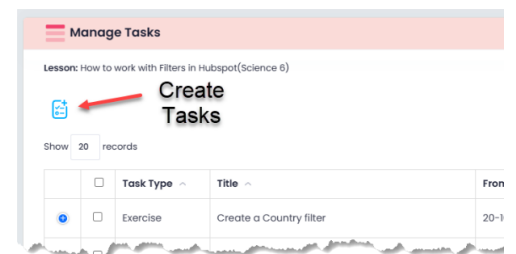
Teachers can quickly create an additional task as they see fit, ensuring all tasks are tracked and handed out systematically and trackable.

Release date:
16.11.23

support@proscola.com

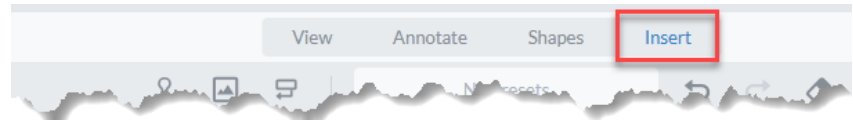


TO



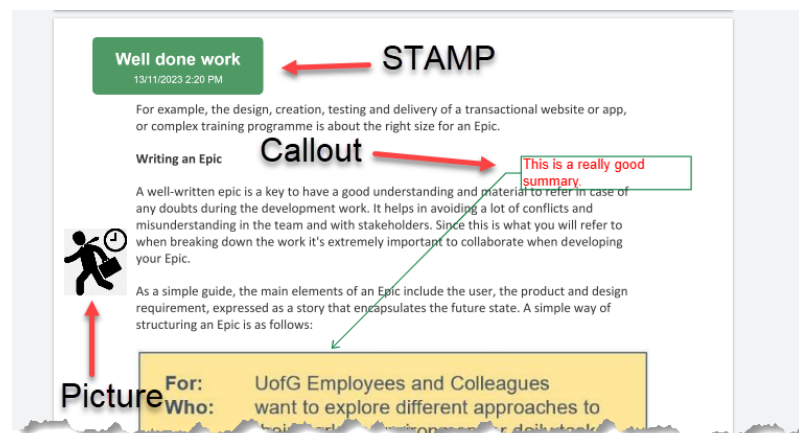
2. New insert capabilities in annotations.

In every screen window where you can Annotate (Teach, Work, Solutions) you now have an insert sub menu, allowing you to add Pictures, Stamps or callouts.



So this will enable both the teachers and students to work more effectively – and add visuals to tasks (Whether exercises, Homework or test).

- **Insert pictures:** will allow students to respond graphically with their own created pictures or drawings. They can document their project-based work by adding pictures to their step-by-step approach throughout the process. Teachers can generally enrich solutions and annotations with downloaded pictures or saved screenshots.
- **Add stamp:** You can use standard stamps, but you can also create stamps like 'Well Done', 'Great Work', 'Correct' or need a little more work. Better and faster feedback to the students.
- **Call Outs:** This is great for teachers when they want to comment on specific work or details in the middle of text or pictures – and you can point your comment to the exact place.



Fall highlights



3. Centralized Support System

For any software queries, bug reports, or feature requests, please get in touch with our support team at support@proscola.com. Once we review your query, you'll receive a confirmation and a support ticket. Please help us improve the software for teachers and students.

